



Series L5000

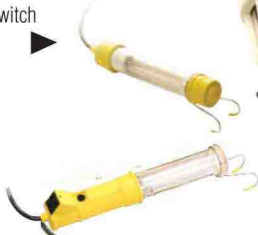
# Power and Light Cord Reels Series L4000 and L5000

## Light Style Options

### Fluorescent Light

#### Style #2

- Durable shock absorbing lamp holder
- Shatter-resistant tube with switch



#### Style #8

- 120v-15amp receptacle is located in line on cord
- Scratch guard protects lamp cover
- **Hand lamp only, order model 1 163 3 8**
  - One foot #16/3 conductor SJTOW-A yellow cord with molded NEMA 5-15P plug
  - SAF-T-TIE keeps the light plugged into receptacle

#### Style #6

- Explosion Proof 13 watt fluorescent hand lamp
  - Automatic on/off switch at reel guide arm
  - Suitable for Class 1, group C and D locations
- Note: Reel is not explosion-proof.



### Incandescent Lights

#### Style #5

- Rubber handle with vinyl-coated cage
- W/O switch or receptacle
- Automatic on/off switch at reel guide arm
- Complies with NEC #511-3.f., portable lighting equipment.
- Meets OSHA requirements.



#### Style #1

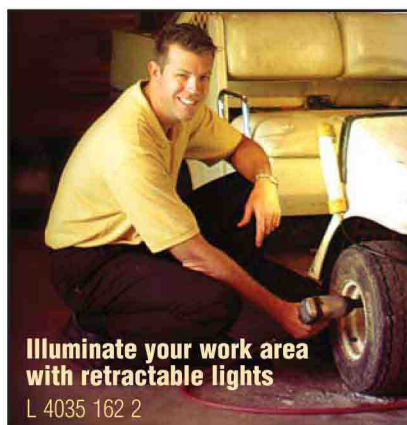
- Single receptacle tool tap
- Push-through switch
- Metal grounded guard.



Heavy duty  
L 4050 163 1

## Five retractable light cord options

Illuminate your work area with incandescent, fluorescent or explosion-proof hand lamps




Illuminate your work area with retractable lights

L 4035 162 2

## Auto-Switch Light Cord Reels

Models equipped with an automatic on/off switch incorporate a guide arm-mounted switch that activates power with a pull of the cord.



Heavy duty  
L 5245 A 163 6X

Made in USA

Note: Reel is not explosion proof

## LIGHT CORD REEL SELECTION CHART For indoor non-weather tight applications only

MODEL	ACCESSORY	CORD SPECIFICATIONS				VOLTS *	AMPS	WEIGHT	
		AWG / mm <sup>2</sup>	No. Cond.	Length ft / m	Type			lbs	kg
L 4035 163 1	*Incandescent	16 1.33	3	35 11	SJTOW	125	13	22	10
L 4050 163 1	*Incandescent	16 1.33	3	50 15	SJTOW	125	13	23	10
L 4035 A163 5**	*Incandescent	16 1.33	3	35 11	SJEOW	125	13	25	11
L 5245 A163 6X**	Fluorescent	16 1.33	3	45 14	SJEOW	125	0.3	32	15
L 4035 162 2	Fluorescent	16 1.33	2	35 11	SJTOW	125	0.3	23	10
L 4050 162 2	Fluorescent	16 1.33	2	50 15	SJTOW	125	0.3	24	11
L 4035 163 8	Fluorescent Light and Outlet	16 1.33	3	35 11	SJTO	125	10	26	12
L 4050 163 8	Fluorescent Light and Outlet	16 1.33	3	50 15	SJTO	125	10	27	12

\*Incandescent bulb 75 watt max. All models UL listed at 125 Volt 60 HZ single phase. Base power cord reels without cord ends are suitable for 220 V. For indoor use only. See accessories page for optional mounting brackets and bases. \*\*Models are equipped with automatic on/off switch that activates power. **NOTE:** Swing brackets should be used if cords are pulled at more than 45°, see page 45.



Heavy duty  
L 4035 162 2

HoseReelSales.com  
813-241-4900



**REELCRAFT**

Wind Things Up With Reelcraft™